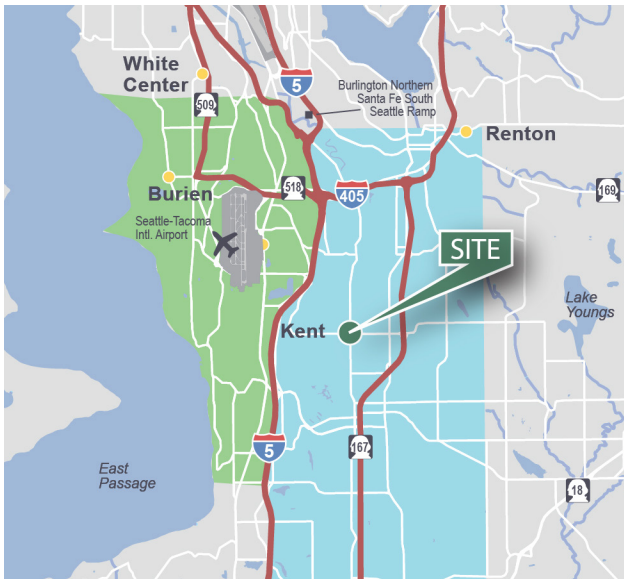


Prologis Park Kent

6835 South 212th Street

Kent, WA, 98032

68,455 Square Feet Industrial Space For Lease



location

- Easy access to Highway 167 and Interstate 5

facility

- Four building industrial park consisting of over 300,000 SF
- 4,962 sf office
- 24' clear height
- 18 dock high door (5 with levelers)
- 6 grade level doors
- 180' building depth
- Plentiful parking
- 24' x 60' column spacing
- Concrete aprons
- High exposure corporate identity
- Available now



Cushman & Wakefield/Commerce

Tony Kusak
tony.kusak@comre.com
ph +1 206.521.0263
fax +1 206.521.0298
1420 5th Ave, Suite 2600
Seattle, WA 98101 USA

PROLOGIS

Rick Kolpa
rkolpa@prologis.com
ph +1 206.414.7610
fax +1 206.241.2191
12720 Gateway Drive, Suite 110
Tukwila, WA 98168 USA

Prologis Park Kent

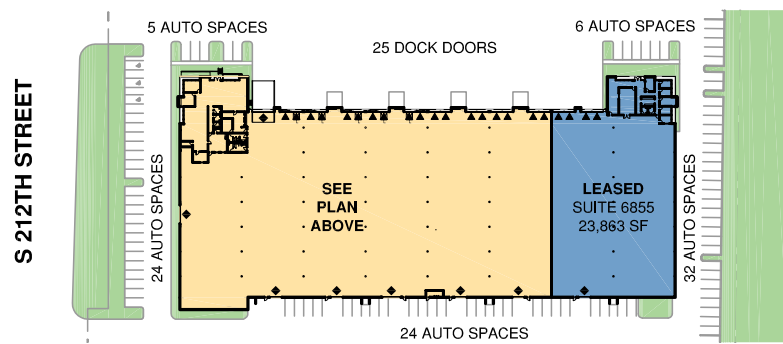
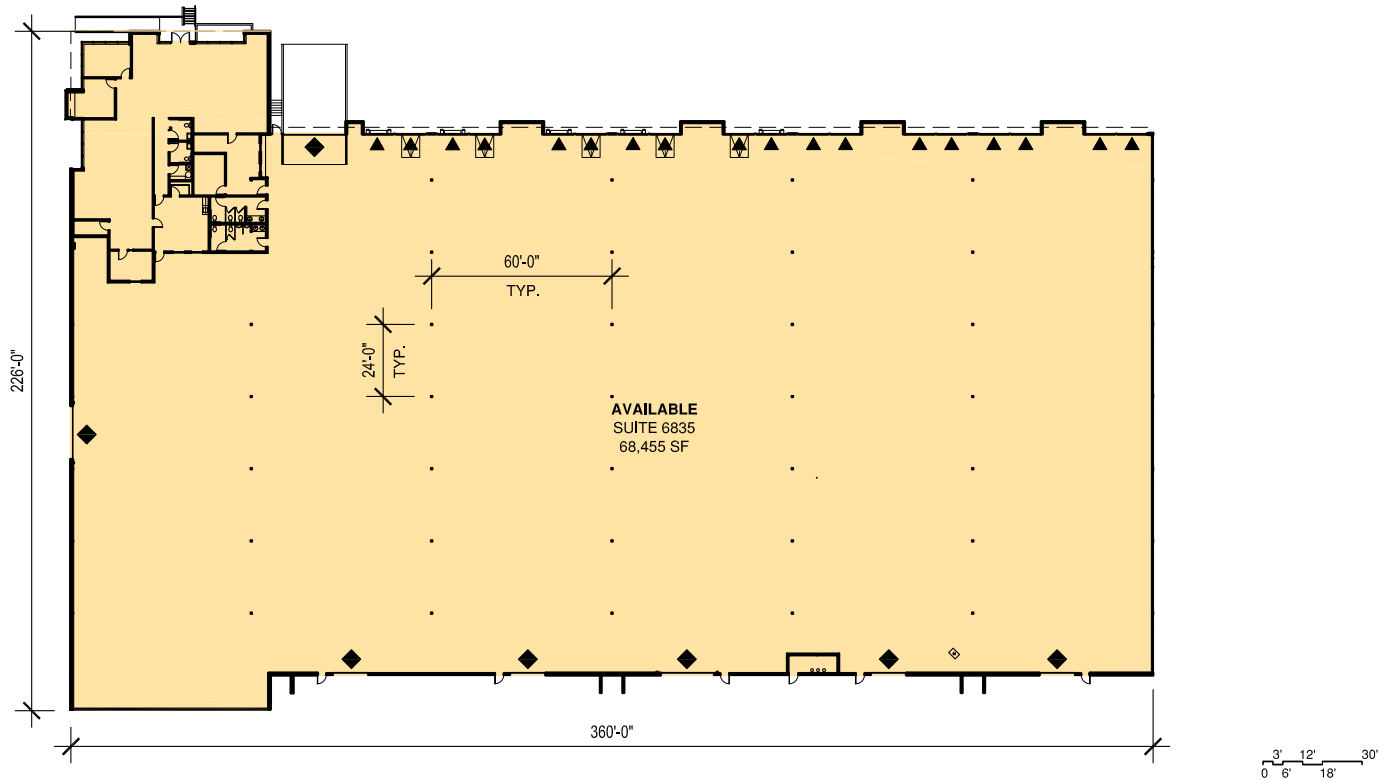
6835 South 212th Street

Kent, WA, 98032

68,455 Square Feet Industrial Space For Lease



PROLOGIS®



Cushman & Wakefield/Commerce

Tony Kusak
tony.kusak@comre.com
ph +1 206.521.0263
fax +1 206.521.0298
1420 5th Ave, Suite 2600
Seattle, WA 98101 USA

PROLOGIS

Rick Kolpa
rkolpa@prologis.com
ph +1 206.414.7610
fax +1 206.241.2191
12720 Gateway Drive, Suite 110
Tukwila, WA 98168 USA